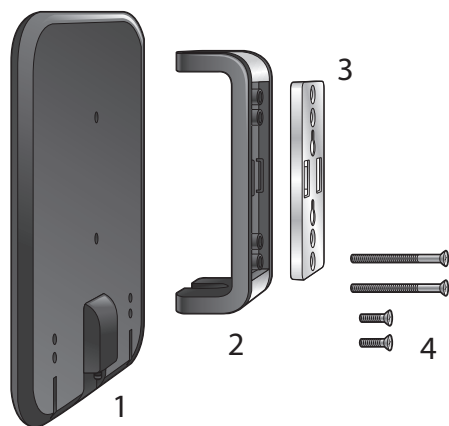


CLEARSTREAM MICRON™

Before attaching the antenna to any surface, **TEST RECEPTION** in that area.

Connect the antenna to the TV or receiver and run a full channel scan. If reception is not as desired, move the antenna and rescan TV/receiver.



The ClearStream Micron Indoor Antenna comes with:

- 1 Antenna
- 2 Stand mounting bracket
- 3 Flush mounting bracket
- 4 Mounting hardware

Table Top Use:

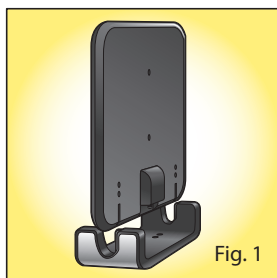


Fig. 1

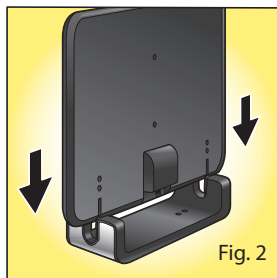


Fig. 2

1. Place antenna into base as shown in Fig.1.
2. Tabs in base will fit into grooves on back plate of antenna. Fig.2.
3. Connect cable to TV or receiver.
4. Perform channel scan on TV or receiver tuner. Refer to your TV / receiver owners manual for instructions.
5. If reception is not as desired move antenna and rescan the TV or the receiver.

Flush Wall Mount:

1. Remove insert from base at center holes. Fig 3 - 3a.
2. Use insert as a template to mark center mounting holes on wall. Screw hanging screws into wall and back out far enough to allow insert to attach to wall.
3. To attach insert to antenna, screw short screws provided into the back of the antenna using 2nd holes from top and bottom. Fig 4.

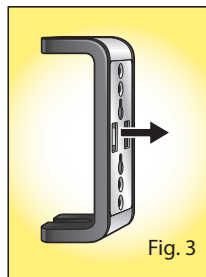


Fig. 3

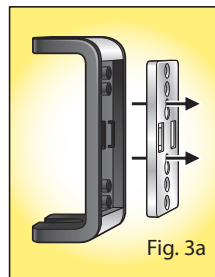


Fig. 3a

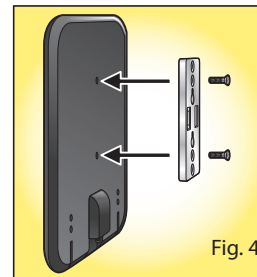


Fig. 4

4. Hang antenna on the wall. 5. Connect cable to TV or receiver.
6. Perform channel scan TV or receiver tuner. Refer to your TV/receivers owners manual for more instructions.

Raised Wall Mount:

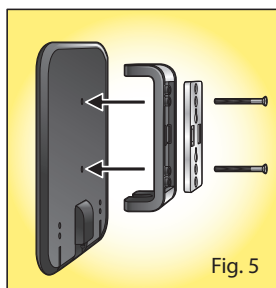


Fig. 5

1. Remove insert from base at center holes. Fig 3- 3a. above.
2. Use insert as a template to mark center mounting holes on the wall.
3. Screw hanging screws into the wall and back out far enough to allow insert to attach to wall.
4. Reattach insert to base.
5. To attach insert to antenna, screw long screws provided into back of antenna using 2nd holes from top and bottom. Fig. 5.
6. Hang antenna on the wall.
7. Connect cable to TV or receiver.
8. Perform channel scan. Refer to your TV/receivers owners manual for more instructions.

Call Our **HELP LINE** at **877-825-5572**

One of our specialists can talk you through any problems you may have.