


CLEARSTREAM™ JUICE™

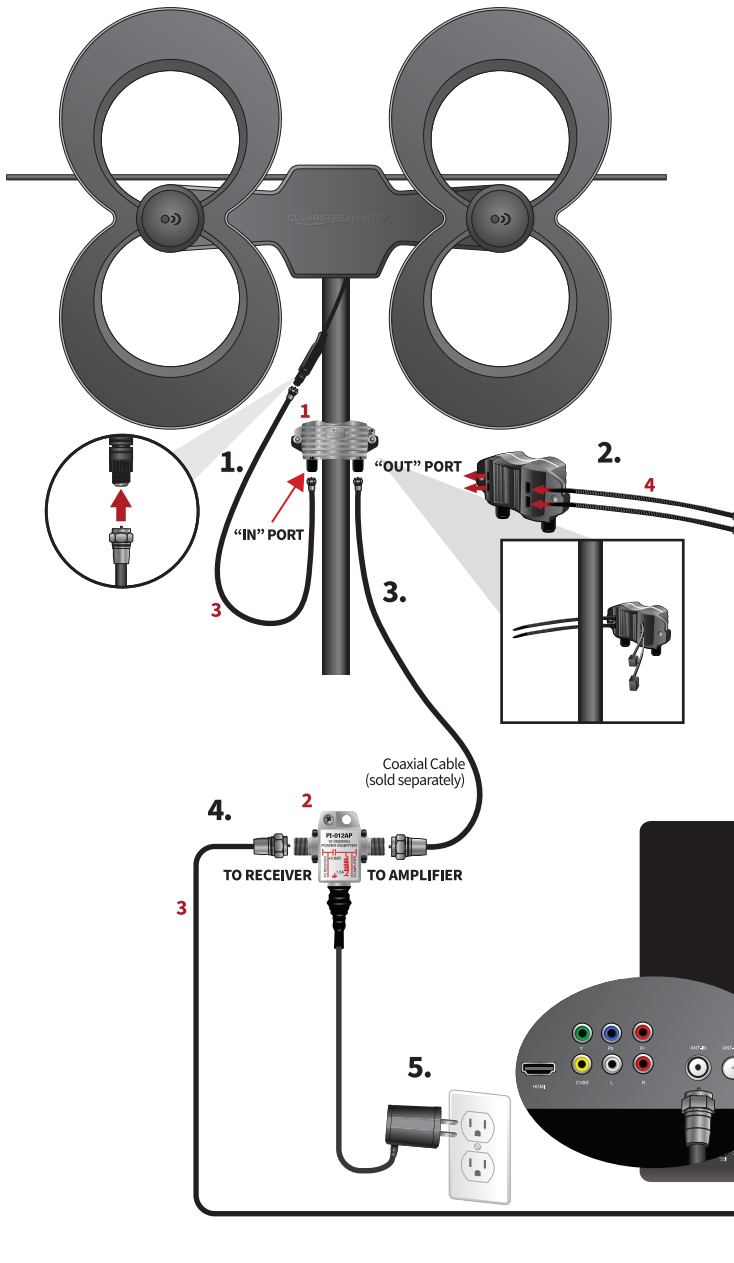
Before beginning assembly, make sure all parts needed are present.



The ClearStream JUICE comes with:

- 1) JUICE UHF/VHF Preamplifier with Weatherproof Housing and Grounding Screw
- 2) Low-Loss Power Inserter with Grounding Screw and Power Supply
- 3) 2 - 3 ft. Weatherproof Coaxial Cables
- 4) 2 - Zip Ties

CLEARSTREAM 4MAX HDTV Antenna
(shown here as an example)



INSTALLATION INSTRUCTIONS:

Note: If your antenna is already installed, disconnect the existing coaxial cable between your antenna and the TV/converter box.

1. Connect one of the 3 ft. Coaxial Cables (3) to the antenna as shown (the antenna may look different, but the cable connection will be the same). Connect the other end of the 3 ft. Coaxial Cable (3) to the JUICE "IN" port.
 2. Using the Zip Ties (4), attach the JUICE (1) to the antenna mast below or behind the antenna.
 3. Attach coaxial cable (sold separately - length of coaxial cable determined by your installation requirements) between the "OUT" port on the JUICE (1) and the "TO AMPLIFIER" connector on the Power Inserter (2).
 4. Attach the other 3 ft. Coaxial Cable (3) to the port labeled "TO RECEIVER" on the Power Inserter (2). Then, connect the other end of the 3 ft. Coaxial Cable to your TV/converter box.
- Note:** The Power Inserter sends power up the coaxial cable to the JUICE. The Power Inserter can be located anywhere near the TV. You can use a longer coaxial cable to place the Power Inserter in a different location.
5. Plug the Power Supply (2) into a wall outlet or power strip.

NOTE: The National Electrical Code includes the requirements for grounding antenna systems in Article 810. Please consult the NEC, a local licensed electrician, or a local electrical inspector for details.



Call to Learn.
Toll-Free Helpline: **1-877-825-5572**

Technical Assistance is available Monday – Friday, 9:00 am to 7:00 pm and Saturday – Sunday, 10:00 am to 6:00 pm, Central Time.



antenna point

Google play App Store
or go to antennapoint.com

FREE APP

Find TV Channels
Aim Your Antenna




Warning! Keep Away
from Power Lines.

Before You Return, Call to Learn.



For Tower Locations:
antennapoint.com



Input on Antenna Mode



Scanning is a Must
When in Doubt, Rescan

HELPLINE: 1-877-825-5572

Model # JUICE

Amplifier Regulatory Notice: This device complies with part 15 of the FCC Rules. Operation is subject to the following two conditions:

(1) This device may not cause harmful interference, and (2) this device must accept any interference received, including interference that may cause undesired operation. Changes or modifications not expressly approved by the party responsible for compliance could void the user's authority to operate this device.

This equipment has been tested and found to comply with the limits for a Class B Digital Device, pursuant to Part 15 of the FCC Rules. These limits are designed to provide reasonable protection against harmful interference in a residential installation.

This equipment generates, uses, and can radiate radio frequency energy and, if not installed and used in accordance with the instructions, may cause harmful interference to radio communication. However, there is no guarantee interference will not occur in a particular installation.

If this equipment does cause harmful interference to radio or television reception, which can be determined by turning the equipment off and on, the user is encouraged to try to correct the interference by one or more of the following measures:

1. Reorient or relocate the antenna.
2. Increase the separation between the equipment and converter box.
3. Connect the equipment into an outlet on a different circuit from which the converter box is connected.
4. Consult the dealer or an experienced radio/TV technician for help.

Limited 90-Day Warranty

Antennas Direct™ Inc. warrants this product against any defects in materials or workmanship for ninety (90) days. No warranty claim will be honored unless, at the time the claim is made, you present proof of purchase from an authorized Antennas Direct™ Inc. Dealer.

Antennas Direct™ Inc. will either repair or replace the defective product at no charge to you. This warranty covers parts but does not cover any costs incurred in the removal or reinstallation of the product. This limited warranty does not apply if the product is damaged or fails due to: misuse, improper installation, abuse, and modification of the product as originally manufactured by Antennas Direct.

Antennas Direct™ Inc. will not assume any liabilities for any other warranties, expressed or implied by any other person. The foregoing shall be the sole and exclusive remedy of any person, whether in contract, tort, or otherwise, and Antennas Direct™ Inc. shall not be liable for incidental or consequential damage or commercial loss, or for any other loss or damage, as set forth above.

16388 Westwoods Business Park, Ellisville, MO 63021, USA

©Antennas Direct
Model # JUICE 07.2023



Call to Learn.
Toll-Free Helpline: **1-877-825-5572**

Technical Assistance is available Monday – Friday, 9:00 am to 7:00 pm
and Saturday – Sunday, 10:00 am to 6:00 pm, Central Time.

